



GRAND CANYON II
PURPOSE BUILT OFFSHORE
CONSTRUCTION/ROV/SURVEY VESSEL



GRAND CANYON

II

PURPOSE BUILT OFFSHORE
CONSTRUCTION/ROV/SURVEY
VESSEL



The *Grand Canyon II* is specially designed for operation under severe weather conditions with high maneuverability and station keeping capabilities.

Main Characteristics

Length Overall	127.75 m
Length Between Particulars	114.60 m
Breadth Moulded	25.00 m
Depth to Main Deck	10.80 m
Maximum Draft	7.50 m
DWT at SWL / 7.3 m	Approximately 7,500 Te

Anti-rolling Tanks

One anti-rolling heeling system

Class

DnV + 1A1, E0, ICE C, DYNPOS AUTRO, SPS, CLEAN DESIGN, COMF-C3-V3, HELDK-SH, NAUT- OSV(A), CRANE, TMON, BIS

Main Propulsion Equipment

Diesel electric propulsion plant

Two nozzle propellers for main propulsion, output of 5.0 MW each

Deck Equipment

250 t AHC offshore crane with 3,000 m wire

1 auxiliary crane, starboard, 15 Te / 20 m

1 auxiliary crane for provision handling 2 Te / 18 m

4 tuggerwinches, each 10 Te

2 capstans, each 10 Te

Tunnel Thrusters / Azimuths

2 electric driven tunnel thrusters aft, each 2,000kW

4 electric driven tunnel thrusters in bow, each 2,000 kW

Working Deck

Moonpool 7.2m x 7.2m

Deck Area aft of Hangar 1,650 m

Helideck

Rating Skorsky 92

Rules CAP437, DNV Class & NORSOK

Diameter Helideck 26.1m

Speed

Maximum speed at 6.0 m draft approximately 15.0 kn

Accommodation

104 men in single and double cabins

Messroom with self-serving area

4 lounges

Meeting rooms, offices, etc. on various decks

Helideck reception area

Hospital and recreation area

Wardrobes

Laundries

Cinema

ROVs and ROV Area

2 x 250hp UHD Gen III WROVs

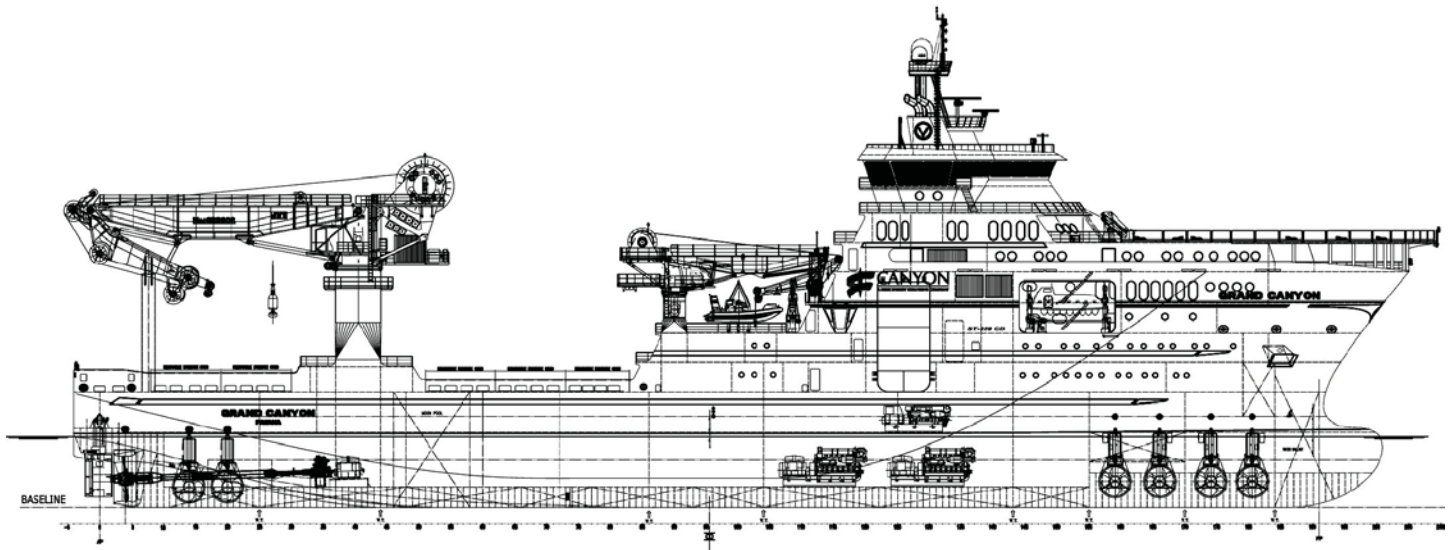
Hangar for port and starboard launching of WROV's

ROV workshop and maintenance area

Offices and meeting rooms for ROV operations

Online / offline rooms

Overhead crane in hangar 50 Te SWL



Dynamic Positioning System

- Dual redundant dynamic positioning system (AUTRO/DP3)
- 2 Acoustic positioning units (HIPAP 500)
- 2 DGPS
- Radius 1000
- 3 x MRUs
- 2 x tautwire winches/A-frames

Navigation and Radio Communication

- Equipment according to GMDSS regulations, Area A4
- Three radars, three gyro compasses
- Auto pilot, DGPS
- Electronic chart system
- 3 x Anshutz
- Calling, command, telephone system + CCTV

Safety Equipment

- Fast Rescue Craft (FRC)
- 2 x 68 men lifeboats
- According to SOLAS for the specified class and number of crew
- Stability according to IMO Res. MSC.266 (84) code of safety for special purpose ships 2008

Tank Capacities

Fuel Oil	Approximately 2,000 m ³
Potable Water	Approximately 500 m ³
Technical/Cargo Water	Approximately 750 m ³
Technical / System Water	Approximately 200 m ³
Water Ballast	Approximately 3,800 m ³

Power Generating Plant

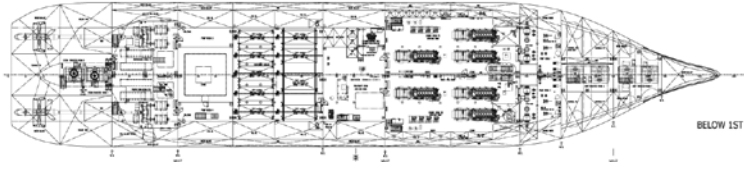
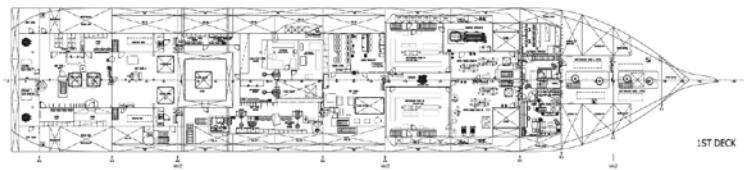
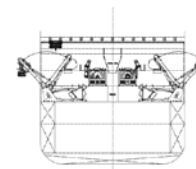
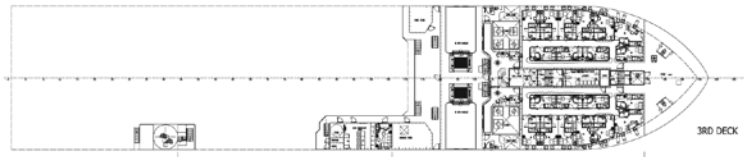
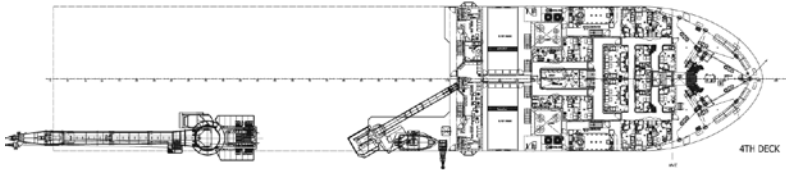
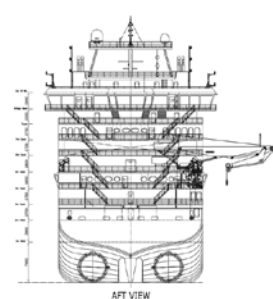
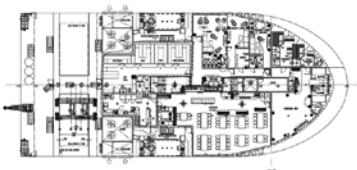
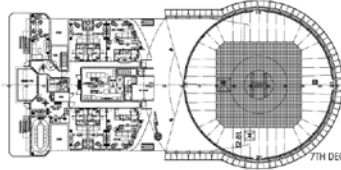
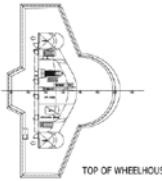
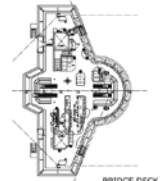
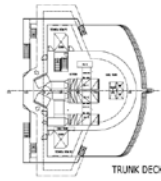
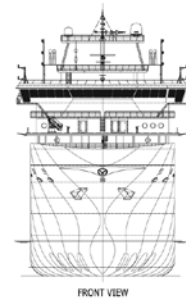

- 6 x 3,000 kW diesel generator sets, 720 rpm
- 1 x 550 kW emergency generator

Fuel Consumption

Dock	3.5 m ³ / day
Mob / Demob	5.5 m ³ / day
Normal Transit	35 m ³ / day
Fast Transit	50 m ³ / day
DP Low Loading Light Environmental Conditions	14 m ³ / day
DP Med Loading Increased Environmental Conditions	16 m ³ / day
DP High Loading High Environmental Conditions but within Operating Limits	22 m ³ / day

**SPECIALLY
DESIGNED FOR
OPERATING
UNDER SEVERE
WEATHER
CONDITIONS**





Helix Energy Solutions HQ
 3505 W. Sam Houston
 Parkway North,
 Suite 400
 Houston, Texas 77043
 USA

Helix Canyon Offshore (USA)
 3505 W. Sam Houston
 Parkway North,
 Suite 400
 Houston, Texas 77043
 USA

Helix Canyon Offshore (UK)
 Helix House Aberdeen,
 Kirkton Dr, Pitmedden Rd
 Industrial Estate
 Dyce Aberdeen AB21 0BG
 United Kingdom

Helix Canyon Offshore (Singapore)
 Loyang Offshore Supply Base
 25 Loyang Crescent
 Block 603 TOPS Ave 6,
 Unit 1 Box 5009,
 Singapore 508988

www.HelixESG.com

Office 281.618.0400

Office 281.618.0400

Office +44(0)1224.351800

Office 65.6.501.0130